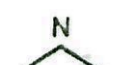



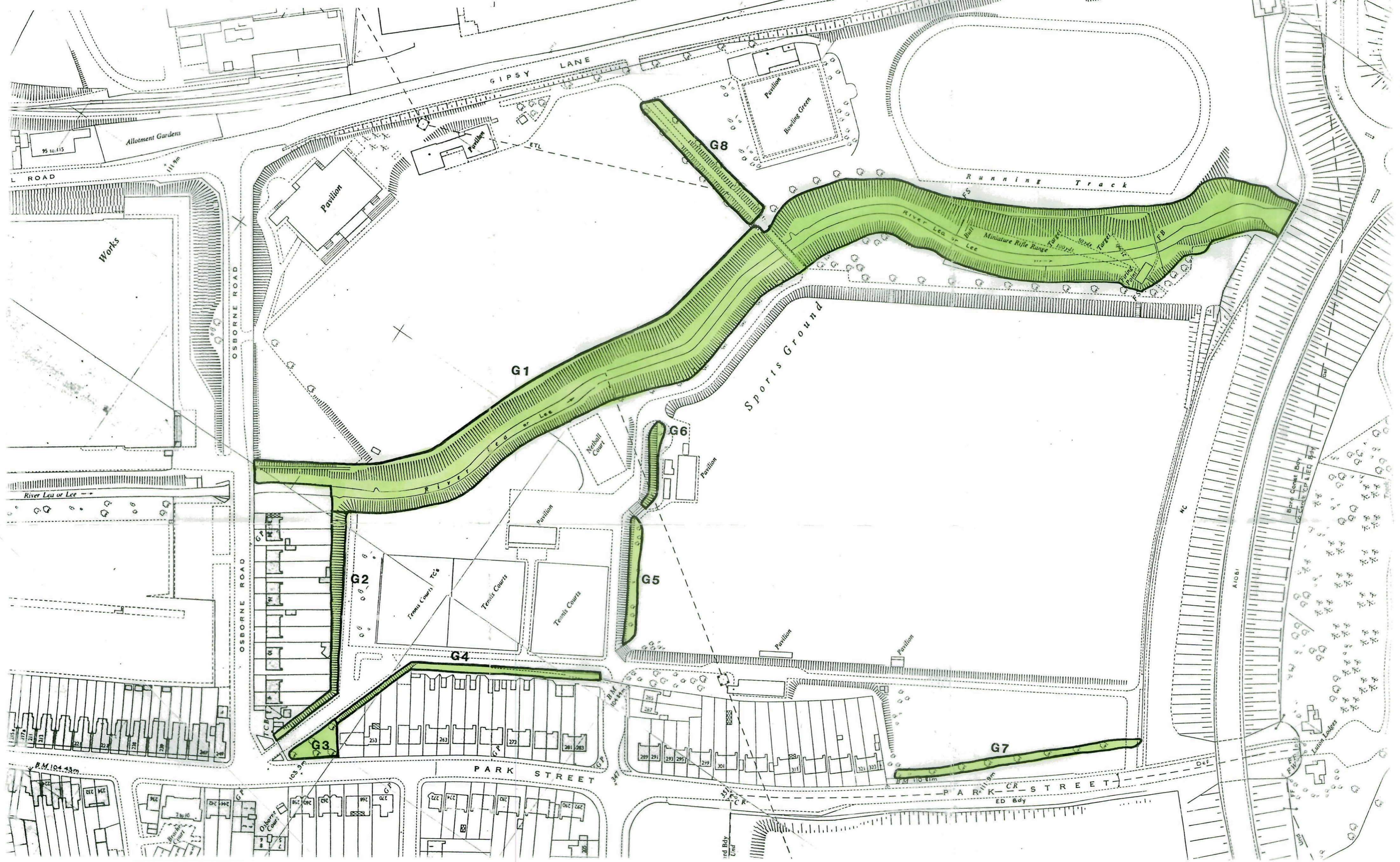


TOWN & COUNTRY PLANNING ACT 1990
 PLAN REFERRED TO IN THE BOROUGH OF LUTON
 THE BRACHE
 TREE PRESERVATION ORDER 1991

 N
 Groups of Trees
 T Individual Trees
 Areas of Trees

D.W.D. Wattle, M.R.T.P.L., F.R.I.C.S., F.I.Mgt.
 Chief Planning Officer, Town Hall, Luton

Scale 1:1250
 Date 11.3.91
 Drawing No. 65954



TOWN & COUNTRY PLANNING ACT 1990
PLAN REFERRED TO IN THE BOROUGH OF LUTON

THE BRACHE
TREE PRESERVATION ORDER 1991

N
Groups of Trees Individual Trees Areas of Trees

D.W.D. Watts, M.R.T.P.L., F.R.I.C.S., F.I.Mgt.
Chief Planning Officer, Town Hall, Luton
Scale 1:1250
Date 11.3.91
Drawing No. 65954

